

Scaled data based on original data using
LM-79-08 Approved Method: Electrical and Photometric Measurements of Solid-
State Lighting Products

Test Report Prepared for
Cooper Lighting Solutions
(formerly Eaton)

Brand: McGRAW-EDISON

Report Number: P387070

Luminaire Tested: **GWC-SA2D-740-U-T3-HSS**

Issue Date: 3/3/2020

Test Information

Test Method: LM-79-08
Report Number: P387070
TEST IS SCALED FROM IESNA LM-79-08 TEST DATA (G2-1903-205-15)
Test Lab: INNOVATION CENTER
Issue Date: 3/3/2020
Manufacturer: COOPER LIGHTING SOLUTIONS (FORMERLY EATON)
Product Line: MCGRAW-EDISON
Catalog Number: GWC-SA2D-740-U-T3-HSS
Description: GALLEON WALL LUMINAIRE
(2) 70 CRI, 4000K, 1200mA LIGHTSQUARES WITH 16 LEDS EACH AND TYPE III OPTICS WITH HOUSE SIDE SHIELD
Light Source: -
Ballast/Driver: ELECTRONIC DRIVER

Summary

Lumens per Lamp: N/A
Luminaire Lumens: 11800 lumens
Efficiency: N/A
Efficacy: 91.5 lumens/watt
Luminous Opening: Rectangular (W 1' x L: 0.5' x H: 0')
IES Classification: Type III - Short
BUG Rating: B1 - U0 - G2

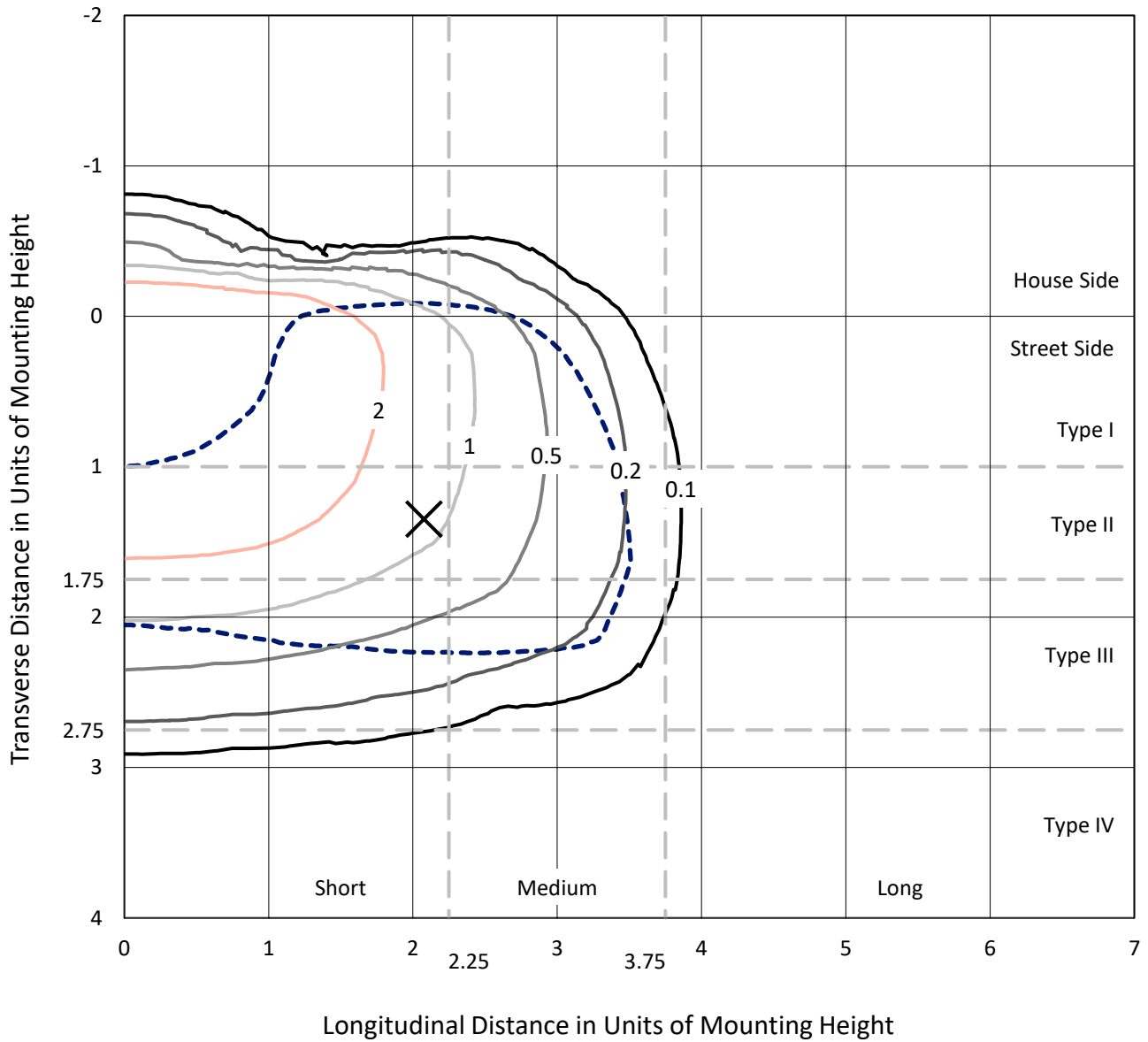
Input Watts (W): 129
Input Voltage (V): NR
Input Current (A_{in}): NR
Voltage Rise (V): NR
Power Factor: NR
Total Harmonic Distortion (THDi): NR
Frequency (hertz): 60
Stabilization Time: NR
Operation Time: NR
Ambient Temperature (°C): NR
Test Distance: 24 FT



REPORT NUMBER: P387070
 CATALOG NUMBER: GWC-SA2D-740-U-T3-HSS

Iso-Footcandle Lines of Horizontal Illumination

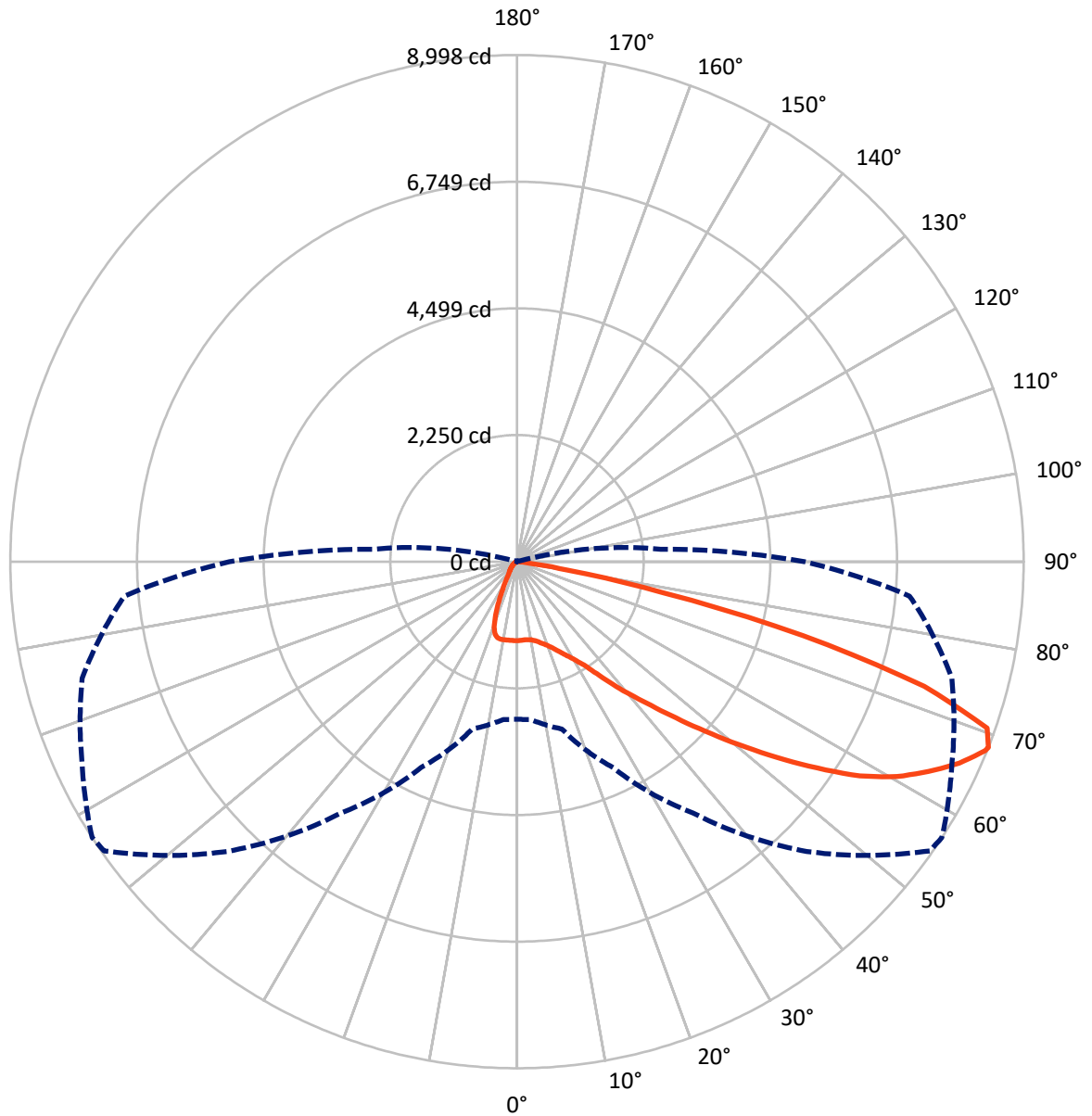
✕ Max cd
 - - - 1/2 Max cd



Based on 20 foot mounting height. Maximum calculated value = 4.5 fc
 Type III - Short - N/A

REPORT NUMBER: P387070
CATALOG NUMBER: GWC-SA2D-740-U-T3-HSS

Luminous Intensity Polar Plot



— Vertical Plane Through 57-Deg Lateral - - - Horizontal Cone Through 68-Deg Vertical

REPORT NUMBER: P387070

CATALOG NUMBER: GWC-SA2D-740-U-T3-HSS

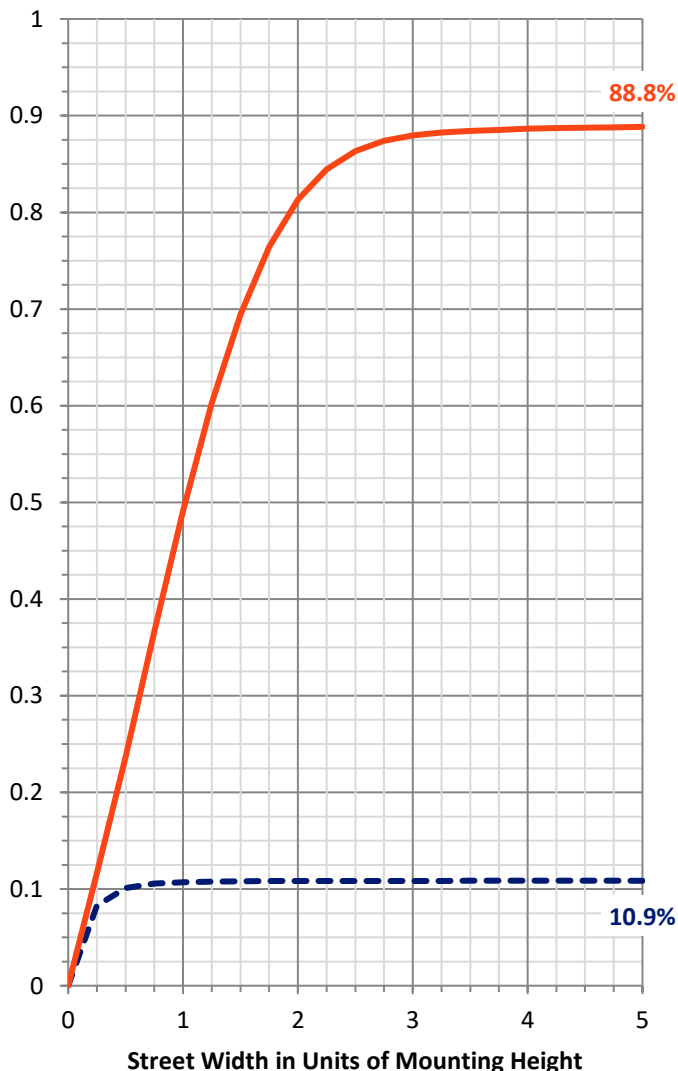
FLUX DISTRIBUTION:

		Downward	Upward	Total
House Side	Lumens	1293.9	0.0	1293.9
	% Fixture	11.0	0.0	11.0
Street Side	Lumens	10506.1	0.0	10506.1
	% Fixture	89.0	0.0	89.0
Total	Lumens	11800.0	0.0	11800.0
	% Fixture	100.0	0.0	100.0

ZONAL LUMENS:

Zone	Lumens	% Fixture
0°-10°	131.2	1.1
10°-20°	363.6	3.1
20°-30°	627.3	5.3
30°-40°	1082.7	9.2
40°-50°	1851.9	15.7
50°-60°	2962.9	25.1
60°-70°	3423.3	29.0
70°-80°	1308.1	11.1
80°-90°	49.0	0.4
90°-100°	0.0	0.0
100°-110°	0.0	0.0
110°-120°	0.0	0.0
120°-130°	0.0	0.0
130°-140°	0.0	0.0
140°-150°	0.0	0.0
150°-160°	0.0	0.0
160°-170°	0.0	0.0
170°-180°	0.0	0.0
0°-90°	11800.0	100.0
0°-180°	11800.0	100.0

Coefficient of Utilization



REPORT NUMBER: P387070

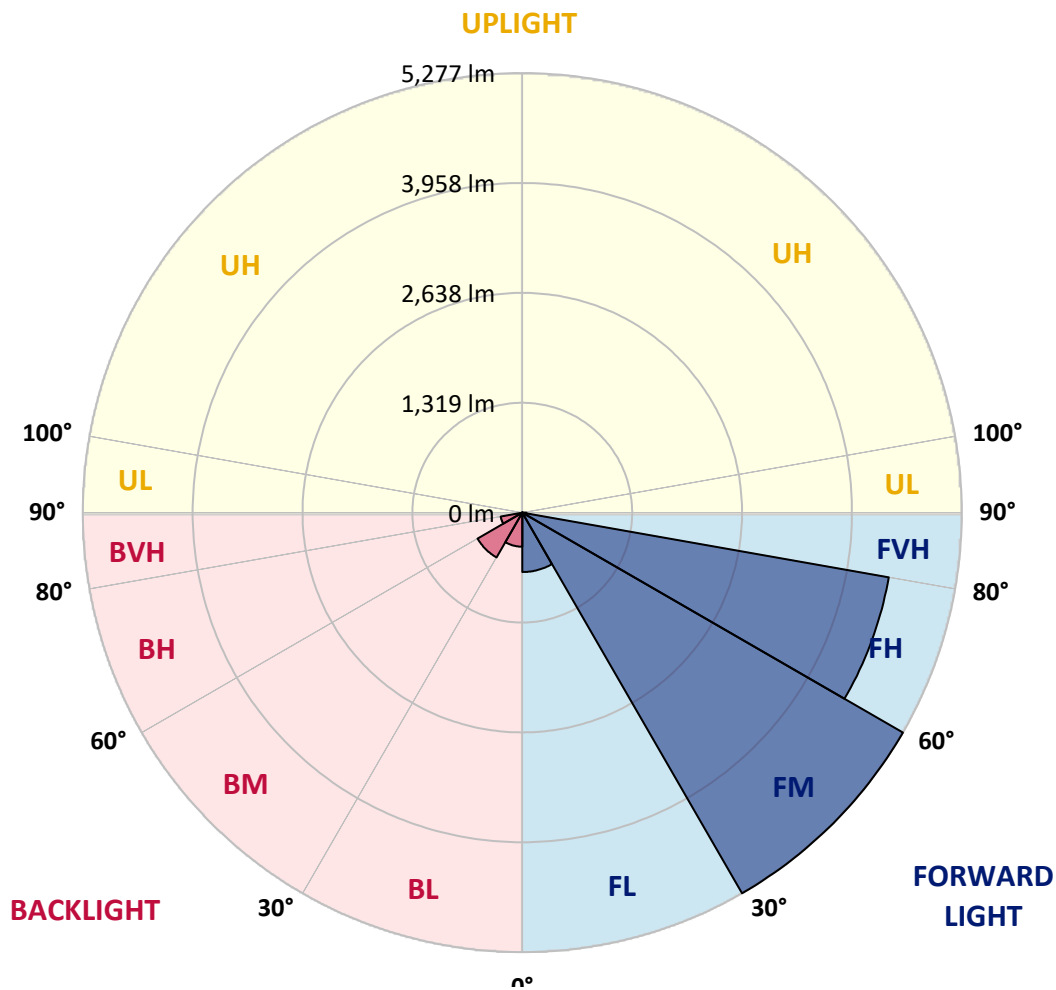
CATALOG NUMBER: GWC-SA2D-740-U-T3-HSS

LUMINAIRE CLASSIFICATION SYSTEM LUMEN TABLE AND BUG RATING:

Zone	Lumens	% Fixture	Zone Rating/Lumen Limit		
			B	U	G
FL (0°-30°)	713.2	6.0			
FM (30°-60°)	5276.9	44.7			
FH (60°-80°)	4467.9	37.9			G2/5000
FVH (80°-90°)	48.1	0.4			G1/100
BL (0°-30°)	408.9	3.5	B1/500		
BM (30°-60°)	620.6	5.3	B1/1000		
BH (60°-80°)	263.5	2.2	B1/500		G1/500
BVH (80°-90°)	0.9	0.0			G0/10
UL (90°-100°)	0.0	0.0		U0/0	
UH (100°-180°)	0.0	0.0		U0/0	

BUG Rating: B1-U0-G2

Type III Short





REPORT NUMBER: P387070

CATALOG NUMBER: GWC-SA2D-740-U-T3-HSS

CANDELA DISTRIBUTION (FULL):

	0°	5°	15°	25°	35°	45°	55°	57°	65°	75°	85°
0°	1402.2	1402.2	1402.2	1402.2	1402.2	1402.2	1402.2	1402.2	1402.2	1402.2	1402.2
2.5°	1369.2	1375.4	1379.8	1382.6	1386.0	1393.2	1395.5	1398.8	1400.5	1400.5	1404.4
5°	1315.1	1321.8	1331.3	1339.1	1354.7	1374.8	1389.3	1394.9	1404.9	1413.9	1418.9
7.5°	1264.9	1272.7	1283.9	1302.3	1329.1	1361.4	1391.5	1399.4	1418.9	1437.9	1447.3
10°	1232.5	1238.7	1253.2	1279.4	1314.6	1359.7	1402.2	1411.6	1445.1	1476.9	1494.8
12.5°	1221.4	1227.0	1242.0	1271.6	1315.1	1368.1	1426.7	1440.7	1489.8	1536.1	1561.2
15°	1237.6	1238.7	1254.8	1282.7	1325.7	1388.8	1467.4	1484.2	1546.1	1606.4	1637.6
17.5°	1300.0	1295.0	1303.4	1315.7	1349.7	1416.1	1510.4	1535.5	1618.1	1688.9	1718.5
20°	1456.3	1456.3	1437.3	1403.8	1404.4	1458.5	1568.4	1596.9	1697.9	1779.9	1806.7
22.5°	1723.5	1718.5	1680.6	1598.6	1523.2	1531.6	1639.3	1676.1	1793.8	1881.4	1890.4
25°	2044.9	2038.8	1980.2	1864.7	1734.1	1649.9	1735.3	1777.7	1908.2	1985.8	1967.4
27.5°	2385.3	2380.3	2322.2	2178.8	1993.0	1838.5	1849.6	1889.8	2024.8	2101.3	2042.7
30°	2715.0	2716.7	2659.2	2511.9	2301.6	2079.0	1994.7	2018.1	2138.1	2215.7	2132.0
32.5°	3028.6	3030.8	2981.2	2816.6	2620.2	2358.5	2195.6	2189.4	2269.8	2346.2	2250.2
35°	3308.1	3313.7	3279.7	3151.9	2943.8	2669.8	2456.1	2441.6	2456.7	2543.2	2431.6
37.5°	3577.6	3581.0	3555.3	3447.6	3273.5	3011.9	2785.3	2764.7	2732.3	2798.7	2670.9
40°	3872.8	3864.4	3834.9	3737.2	3587.7	3389.6	3139.1	3103.4	3047.0	3106.2	2985.6
42.5°	4147.3	4137.8	4142.8	4032.4	3906.3	3777.9	3551.4	3490.0	3457.1	3525.2	3371.7
45°	4490.5	4485.4	4502.2	4406.2	4304.1	4210.9	4024.0	3957.0	3942.5	4022.3	3838.8
47.5°	4829.1	4841.4	4893.3	4852.6	4811.3	4729.3	4524.5	4494.4	4503.3	4599.8	4331.4
50°	5111.5	5126.0	5268.2	5315.1	5374.8	5326.8	5121.5	5103.1	5138.2	5225.3	4861.5
52.5°	5315.7	5345.2	5522.1	5738.1	5955.7	5988.0	5783.2	5766.5	5813.9	5827.3	5271.0
55°	5457.4	5483.6	5683.9	6079.0	6522.0	6661.5	6534.3	6469.5	6460.6	6328.4	5701.8
57.5°	5482.5	5479.7	5767.6	6299.4	6966.1	7326.0	7245.7	7182.0	6999.0	6791.5	6195.6
60°	5340.8	5357.0	5691.2	6375.8	7245.1	7828.7	7834.9	7752.3	7467.2	7241.8	6674.3
62.5°	4904.5	4970.3	5307.9	6175.5	7241.8	8031.3	8266.7	8203.7	7862.8	7610.6	7159.7
65°	4197.0	4220.4	4542.3	5489.2	6752.4	7946.5	8655.6	8632.2	8219.3	7968.8	7409.1
67.5°	3064.9	3014.1	3352.2	4322.5	5716.8	7452.1	8934.6	8964.2	8494.4	8042.4	7143.5
68°	2797.0	2812.1	3075.5	4034.0	5445.7	7277.5	8953.0	8998.2	8521.7	7994.4	6998.5
70°	1667.2	1696.2	1931.1	2777.5	4142.8	6289.3	8754.4	8857.6	8358.8	7499.5	6053.3
72.5°	425.7	460.3	682.4	1243.1	2366.3	4431.3	7390.2	7564.8	7257.4	6084.0	4086.5
75°	175.2	184.1	243.8	409.5	881.6	1996.4	4871.0	5244.8	5031.1	3642.4	1846.8
77.5°	121.1	127.2	156.8	227.1	381.6	676.8	2388.1	2658.1	2394.8	1243.1	402.8
80°	87.0	92.1	112.1	151.2	219.3	241.6	778.4	900.0	714.7	272.8	99.9
82.5°	51.9	55.8	83.7	107.7	133.4	115.5	193.6	219.8	207.0	135.6	44.6
85°	25.7	30.1	56.4	77.0	72.0	48.5	59.1	65.8	81.5	82.6	24.0
87.5°	1.7	3.3	32.9	46.3	20.1	11.2	17.3	21.2	29.0	40.7	10.0
90°	0.0	0.0	0.0	0.0	0.0	0.0	0.0	0.0	0.0	0.0	0.0



REPORT NUMBER: P387070
 CATALOG NUMBER: GWC-SA2D-740-U-T3-HSS

CANDELA DISTRIBUTION (continued):

	90°	95°	105°	115°	125°	135°	145°	155°	165°	175°	180°
0°	1402.2	1402.2	1402.2	1402.2	1402.2	1402.2	1402.2	1402.2	1402.2	1402.2	1402.2
2.5°	1406.1	1406.6	1402.7	1401.0	1402.2	1395.5	1392.7	1393.8	1393.8	1395.5	1392.7
5°	1420.0	1420.0	1413.3	1404.4	1399.4	1386.5	1378.2	1375.9	1374.3	1373.1	1370.9
7.5°	1450.1	1446.8	1435.1	1415.5	1398.8	1370.9	1349.7	1338.5	1333.0	1330.7	1329.1
10°	1498.7	1492.5	1473.0	1436.7	1398.2	1348.6	1302.3	1269.4	1242.0	1230.9	1224.2
12.5°	1564.0	1555.0	1522.1	1461.9	1394.3	1302.8	1202.4	1105.9	1016.0	979.2	960.8
15°	1639.3	1626.5	1574.6	1483.1	1371.5	1199.6	981.4	812.4	688.0	641.1	621.0
17.5°	1715.7	1699.0	1620.3	1496.4	1302.8	985.9	688.5	520.0	436.9	414.6	406.8
20°	1792.7	1768.2	1659.9	1486.4	1147.7	710.8	454.2	380.0	356.0	349.3	347.1
22.5°	1865.8	1827.9	1695.6	1447.3	908.9	477.1	359.3	335.9	328.1	324.2	323.1
25°	1929.4	1876.4	1726.9	1326.8	643.3	360.4	323.6	315.8	305.8	298.5	299.1
27.5°	1989.1	1925.0	1745.9	1128.2	429.1	308.0	299.6	289.0	270.6	260.0	260.0
30°	2061.1	1989.7	1759.8	868.2	315.8	272.3	265.6	249.4	224.3	210.4	210.4
32.5°	2169.3	2087.9	1750.9	609.3	261.7	239.4	223.7	201.4	174.1	160.7	160.1
35°	2335.1	2239.6	1687.3	399.5	231.0	208.1	183.0	155.7	131.7	120.5	120.0
37.5°	2558.2	2442.7	1544.4	285.7	207.0	179.1	149.0	118.8	101.0	93.7	93.2
40°	2847.8	2678.8	1340.2	231.6	184.7	151.2	114.9	92.1	79.8	74.2	74.8
42.5°	3195.4	2931.5	1095.3	199.7	162.9	124.4	89.8	72.5	64.7	60.8	59.7
45°	3581.5	3180.9	838.6	178.0	141.2	100.4	70.3	57.5	51.3	49.1	49.1
47.5°	4006.1	3423.6	613.8	159.0	117.7	77.6	56.4	46.9	41.8	40.2	39.6
50°	4391.7	3592.1	442.5	138.9	96.5	61.4	45.8	39.1	35.7	33.5	33.5
52.5°	4713.1	3645.1	325.8	117.2	78.1	49.1	37.9	33.5	30.1	28.5	28.5
55°	4996.0	3623.4	242.2	96.5	63.0	40.2	32.4	28.5	25.7	24.0	24.0
57.5°	5267.1	3553.1	180.8	78.7	50.8	32.4	27.3	24.0	21.2	20.1	20.1
60°	5488.6	3435.9	134.5	63.6	40.7	26.2	22.9	19.5	17.3	15.6	15.6
62.5°	5668.3	3306.5	98.8	52.4	32.4	20.6	17.9	16.2	12.8	11.2	11.2
65°	5669.4	3091.7	74.2	43.5	25.1	16.2	13.4	12.8	8.4	6.7	6.1
67.5°	5259.3	2665.4	56.9	37.4	19.5	12.3	10.0	10.6	4.5	2.8	2.2
68°	5110.3	2557.1	53.6	36.8	18.4	11.7	9.5	10.6	3.9	2.2	1.7
70°	4308.6	2034.3	43.0	35.7	16.2	8.9	7.8	10.6	3.3	1.7	1.1
72.5°	2755.8	1180.6	31.8	28.5	12.3	6.7	5.0	9.5	3.3	1.1	0.6
75°	1172.8	366.0	21.8	20.1	7.3	5.0	3.3	6.1	2.2	0.6	0.0
77.5°	247.2	82.6	12.8	12.3	5.0	3.3	2.2	1.7	0.6	0.0	0.0
80°	63.6	24.0	6.7	6.1	2.8	1.7	1.1	0.0	0.0	0.0	0.0
82.5°	20.1	9.5	3.9	2.8	1.1	0.0	0.0	0.0	0.0	0.0	0.0
85°	10.0	5.6	2.2	1.1	0.0	0.0	0.0	0.0	0.0	0.0	0.0
87.5°	5.6	1.7	0.6	0.0	0.0	0.0	0.0	0.0	0.0	0.0	0.0
90°	0.0	0.0	0.0	0.0	0.0	0.0	0.0	0.0	0.0	0.0	0.0

Signify Classified - Internal
Cooper Lighting Solutions Photometric Lab
1121 Highway 74 South
Peachtree City, GA 30269

Scaled Data Report



Report Generated By 670245982

Signify Classified - Internal
Cooper Lighting Solutions Photometric Lab
1121 Highway 74 South
Peachtree City, GA 30269

Scaled Data Report



Signify Classified - Internal
Cooper Lighting Solutions Photometric Lab
1121 Highway 74 South
Peachtree City, GA 30269

Scaled Data Report



Signify Classified - Internal
Cooper Lighting Solutions Photometric Lab
1121 Highway 74 South
Peachtree City, GA 30269

Scaled Data Report



Signify Classified - Internal
Cooper Lighting Solutions Photometric Lab
1121 Highway 74 South
Peachtree City, GA 30269

Scaled Data Report



--- HS — SS

Signify Classified - Internal
Cooper Lighting Solutions Photometric Lab
1121 Highway 74 South
Peachtree City, GA 30269

Scaled Data Report



u

Signify Classified - Internal
Cooper Lighting Solutions Photometric Lab
1121 Highway 74 South
Peachtree City, GA 30269

Scaled Data Report



Signify Classified - Internal
Cooper Lighting Solutions Photometric Lab
1121 Highway 74 South
Peachtree City, GA 30269

Scaled Data Report



(END OF REPORT)